



biber

Wandtürstopper mit Garderobenhaken

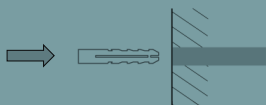


Anleitung

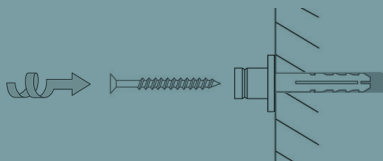
1. Bohrung



2. Dübel



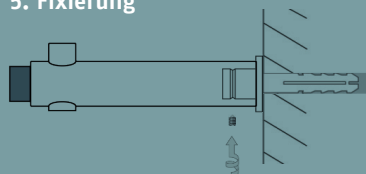
3. Montage der Rosette



4. Montage



5. Fixierung



6. Fertigstellung

